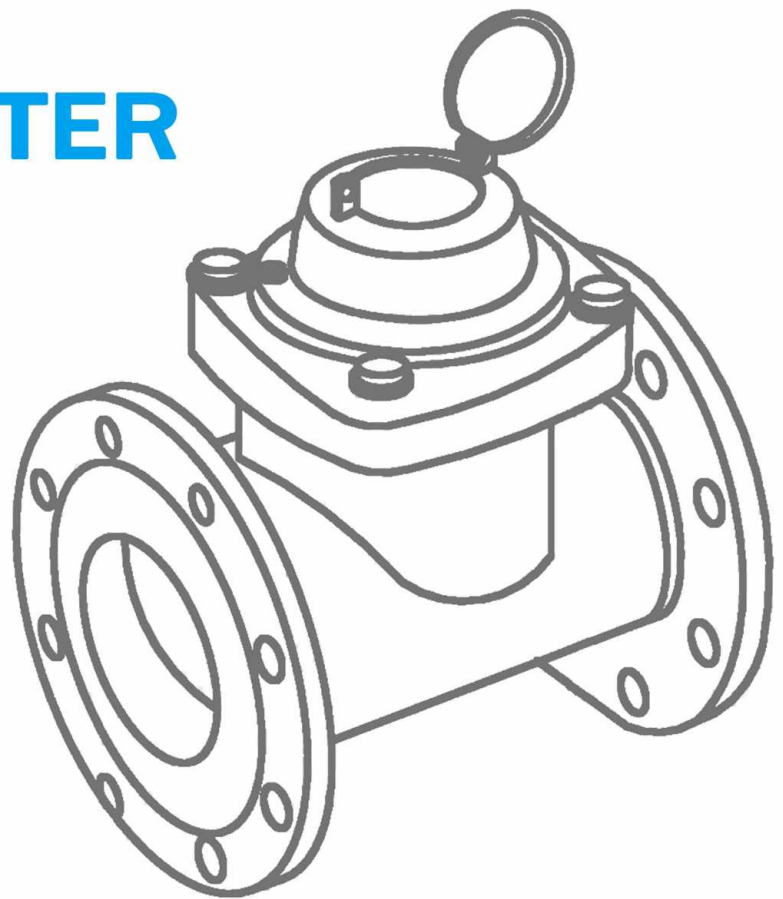




# WATER METER

## Catalogue:

- Bulk Water Meter



Model: LXLC-50E1-200E1

## Woltman Water Meter

### Feature:

- Woltman type, Dry-dial
- Material body: Gray cast iron / Ductile cast iron
- Size: DN50 to DN200mm, (2" – 8")
- Available for cold water (50°C), hot water (90°C)
- Accuracy: Class B standard



### Main Technical Data:

According to ISO4064 (GB/T778.1-1996) Standard

Size		Class	Qs	Qp	Qt	Qmin	Min reading	Max reading
DN(mm)	Inch		Overload flow	Nominal flow	Transitional flow	Min flow		
		m <sup>3</sup> /h					m <sup>3</sup>	
50	2"	B	30	15	3	0.45	0.01	999999
65	2.5"	B	50	25	5	0.75	0.01	999999
80	3"	B	80	40	8	1.2	0.01	999999
100	4"	B	120	60	12	1.8	0.01	999999
125	5"	B	200	100	20	3	0.01	999999
150	6"	B	300	150	30	4.5	0.01	999999
200	8"	B	500	250	50	7.5	0.01	999999

### INDICATING ERROR

At low zone is  $\pm 5\%$  from minimum flow rate (qmin) to transitional flow rate (qt) exclusive boundary  
 At high zone is  $\pm 2\%$  from transitional flow rate (qt) to overload flow rate (qs)

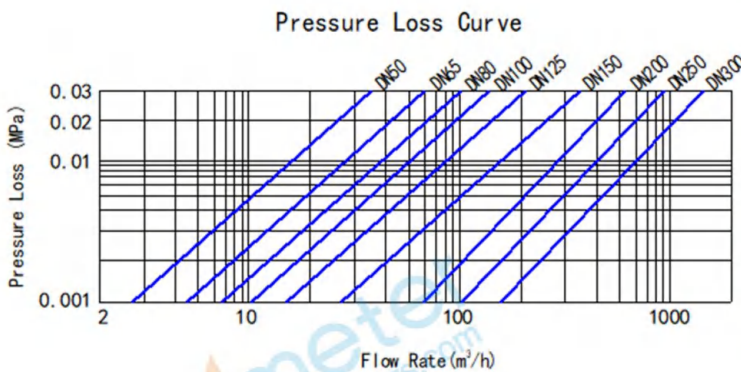
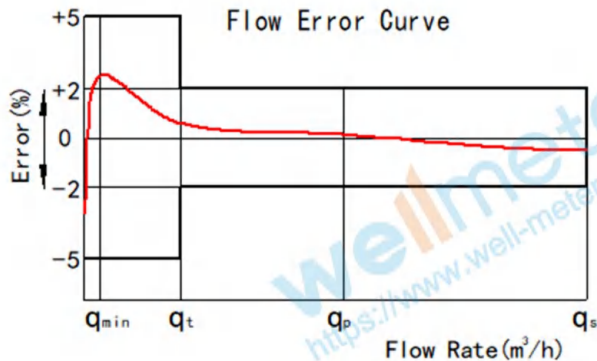
### WORKING CONDITION:

Water temperature:  $\leq 50^\circ\text{C}$  for cold water meter

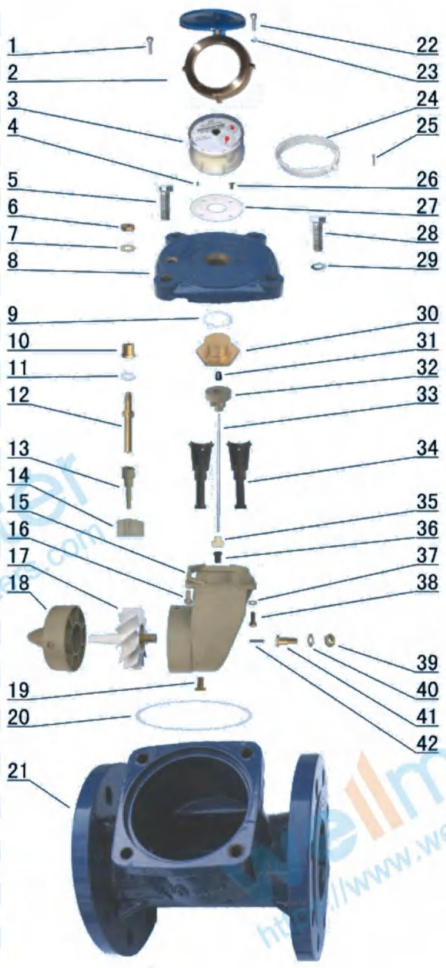
Water temperature:  $\leq 90^\circ\text{C}$  for hot water meter

Working pressure:  $\leq 1.6\text{Mpa}$

# Model: LXLC-50E1-200E1

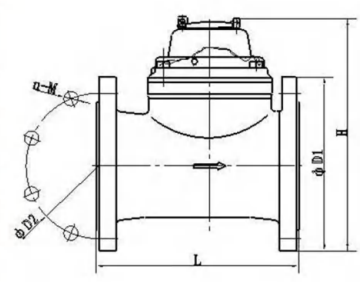


Code	Description	Material	QTY
1	Screw For Sealing	Stainless Steel	2
2	Cover With Lid	Assembly	1
3	Sealed Register	Assembly	1
4	Position Pin	Stainless Steel	1
5	Lead Seal Bolt	Stainless Steel	2
6	Adjusting Nut	Brass	1
7	Gasket	Brass	1
8	Flange Cover	GGG40 ductile Iron	1
9	O-ring	Silicon Rubber	1
10	Bush	Brass	1
11	Gasket	Synthetic Rubber	1
12	Adjusting Lever	Brass	1
13	Connecting Lever	MPPPO	1
14	Adjusting Plate	MPPPO	1
15	Support	MPPPO	1
16	Bolt	Brass	1
17	Turbine Component	Assembly	1
18	Rectifier	MPPPO	1
19	Screw	Brass	1
20	O-ring	Synthetic Rubber	1
21	Body	GGG40 ductile Iron	1
22	Screw M4×20	Stainless Steel	2
23	Gasket	Stainless Steel	3
24	Retainer	ABS	1
25	Fixing pin	Brass	1
26	Screw	Brass	4
27	Support	ABS	1
28	Bolt M12×35	Stainless Steel	2
29	Gasket	Stainless Steel	4
30	Upper Bearing Plate	Brass	1
31	Upper Bearing	Nylon With Graphite	1
32	Magnet Component	Component	1
33	Transmission Shaft	Stainless Steel	1
34	Sheath	MPPPO	2
35	Bevel Gear	Nylon	1
36	Lower Bearing	Nylon With Graphite	1
37	Gasket	Brass	4
38	Screw	Brass	3
39	Nut	Brass	1
40	Gasket	Brass	1
41	Turbine Shaft Hold	Brass	1
42	Turbine Shaft	Tungsten Steel	1



## Dimensions and Weight:

Meter size Dia DN	L Length	B Width	H Height	Connecting Thread			Weight
				D	Bolt Circle Dia D1	Conncting Bolt	
(mm)	mm			D	Bolt Circle Dia D1	Conncting Bolt	KG
50	200	175	250	165	125	4×M16	12
65	200	185	255	185	145	4×M16	13
80	225	200	265	200	160	8×M16	15
100	250	220	275	220	180	8×M16	19
125	250	245	285	245	210	8×M16	22
150	300	285	375	285	240	8×M20	47
200	350	345	400	340	295	8×M20	48



**NOTE:** The flange dimension conforms to ISO7005-2:1988 standard.  
Order for products of special requirements is also accepted.

Model: LXLC-50E2-500E2

## Woltman Water Meter

### Feature:

- Woltman type, Dry-dial
- Material body: Gray cast iron / Ductile cast iron
- Size: DN50 to DN500mm, (2" – 20")
- Available for cold water (50°C), hot water (90°C)
- Accuracy: Class B standard



### Main Technical Data:

According to ISO4064 (GB/T778.1-1996) Standard

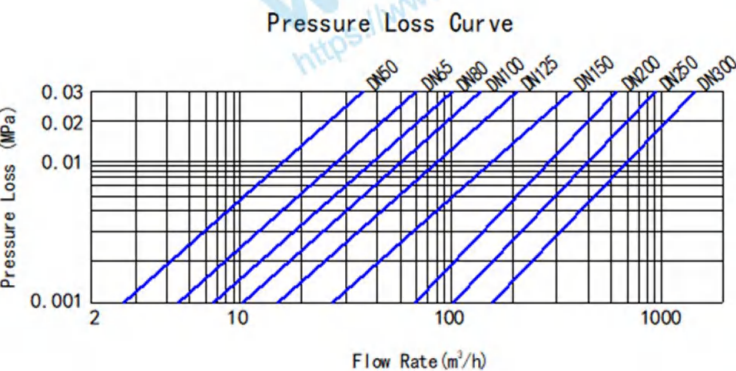
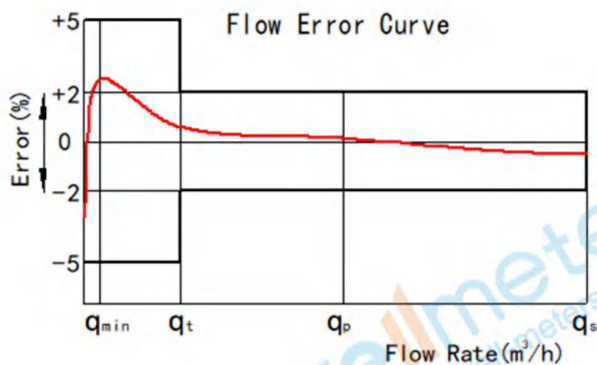
Size		Class	Qs	Qp	Qt	Qmin	Min reading	Max reading
DN(mm)	Inch		Overload flow	Nominal flow	Transitional flow	Min flow		
		m <sup>3</sup> /h					m <sup>3</sup>	
50	2"	B	30	15	3	0.45	0.01	999999
65	2.5"	B	50	25	5	0.75	0.01	999999
80	3"	B	80	40	8	1.2	0.01	999999
100	4"	B	120	60	12	1.8	0.01	999999
125	5"	B	200	100	20	3	0.01	999999
150	6"	B	300	150	30	4.5	0.01	999999
200	8"	B	500	250	50	7.5	0.01	999999
250	10"	B	800	400	80	12	0.01	9999999
300	12"	B	1200	600	120	18	0.01	9999999
400	16"	B	2000	1000	200	30	0.01	9999999
500	20"	B	3000	1500	300	45	0.01	9999999

### INDICATING ERROR

At low zone is  $\pm 5\%$  from minimum flow rate (qmin) to transitional flow rate (qt) exclusive boundary

At high zone is  $\pm 2\%$  from transitional flow rate (qt) to overload flow rate (qs)

# Model: LXLC-50E2-500E2

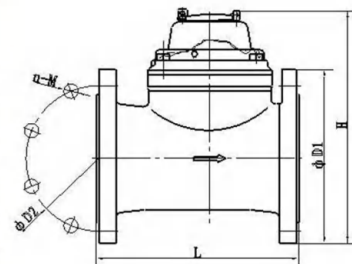


Code	Description	Material	QTY
1	Screw For Sealing	Stainless Steel	2
2	Cover With Lid	Assembly	1
3	Sealed Register	Assembly	1
4	Position Pin	Stainless Steel	1
5	Lead Seal Bolt	Stainless Steel	2
6	Adjusting Nut	Brass	1
7	Gasket	Brass	1
8	Flange Cover	GGG40 ductile Iron	1
9	O-ring	Silicon Rubber	1
10	Bush	Brass	1
11	Gasket	Synthetic Rubber	1
12	Adjusting Lever	Brass	1
13	Connecting Lever	MPPPO	1
14	Adjusting Plate	MPPPO	1
15	Support	MPPPO	1
16	Bolt	Brass	1
17	Turbine Component	Assembly	1
18	Rectifier	MPPPO	1
19	Screw	Brass	1
20	O-ring	Synthetic Rubber	1
21	Body	GGG40 ductile Iron	1
22	Screw M4×20	Stainless Steel	2
23	Gasket	Stainless Steel	3
24	Retainer	ABS	1
25	Fixing pin	Brass	1
26	Screw	Brass	4
27	Support	ABS	1
28	Bolt M12×35	Stainless Steel	2
29	Gasket	Stainless Steel	4
30	Upper Bearing Plate	Brass	1
31	Upper Bearing	Nylon With Graphite	1
32	Magnet Component	Component	1
33	Transmission Shaft	Stainless Steel	1
34	Sheath	MPPPO	2
35	Bevel Gear	Nylon	1
36	Lower Bearing	Nylon With Graphite	1
37	Gasket	Brass	4
38	Screw	Brass	3
39	Nut	Brass	1
40	Gasket	Brass	1
41	Turbine Shaft Hold	Brass	1
42	Turbine Shaft	Tungsten Steel	1



## Dimensions and Weight:

Meter size Dia DN	L Length	B Width	H Height	Connecting Thread			Weight KG
				D	Bolt Circle Dia D1	Conncting Bolt	
(mm)		mm					
50	200	175	257	165	125	4×M16	12
65	200	185	267	185	145	4×M16	13
80	225	200	277	200	160	8×M16	15
100	250	220	287	220	180	8×M16	19
125	250	245	297	245	210	8×M16	22
150	250	285	375	285	240	8×M20	47
200	350	345	400	340	295	8×M20	48
250	450	395	484	395	350	8×M20	110
300	450	445	506	445	400	12×M20	115
400	500	565	621	565	515	16×M24	180
500	500	670	725	670	620	20×M24	330



## WORKING CONDITION:

Water temperature: ≤50°C for cold water meter

Water temperature: ≤90°C for hot water meter

Working pressure: ≤1.6Mpa

**wellmeter**

Ningbo Well Energy Technology Co.,Ltd

<https://www.well-meters.com>

[sales@well-meters.com](mailto:sales@well-meters.com)

+86-574-63702808

Model: LXLN-50E-300E

## Irrigation Water Meter

### Feature:

- Irrigation water meter, Dry-dial
- Material body: Gray cast iron
- Size: DN50 to DN300mm, (2" – 12")
- Available for cold water (50°C)
- Accuracy: Class A standard



### Main Technical Data:

According to ISO4064 (GB/T778.1-1996) Standard

Size mm	Class	Qs	Qp	Qt	Qmin	Min Reading	Max Reading
		Overload Flow	Permanent Flow	Transitional Flow	Min Flow		
		m3/h				m3	
50	A	30	15	4.5	1.2	0.0002	999,999
65	A	50	25	7.5	2.0	0.002	999,999
80	A	80	40	12	3.2	0.002	999,999
100	A	120	60	18	4.8	0.002	999,999
125	A	200	100	30	8	0.002	999,999
150	A	300	150	45	12	0.002	999,999
200	A	500	250	75	20	0.002	999,999
250	A	800	400	120	32	0.02	9,999,999
300	A	1200	600	180	48	0.02	9,999,999

### INDICATING ERROR

At low zone is  $\pm 5\%$  from minimum flow rate ( $q_{min}$ ) to transitional flow rate ( $q_t$ ) exclusive boundary  
 At high zone is  $\pm 2\%$  from transitional flow rate ( $q_t$ ) to overload flow rate ( $q_s$ )

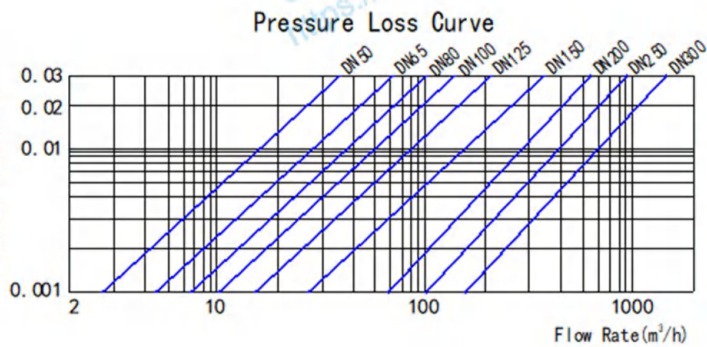
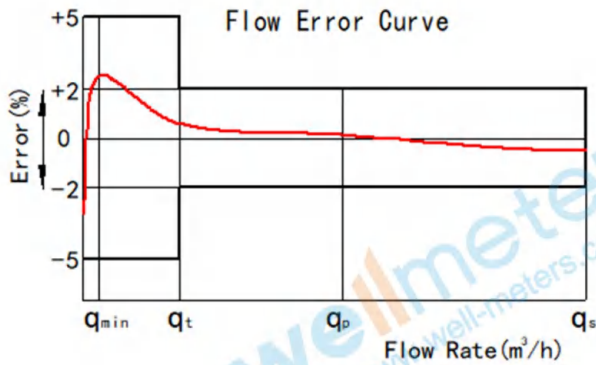
### WORKING CONDITION:

Water temperature:  $\leq 50^\circ\text{C}$  for cold water meter

Water temperature:  $\leq 90^\circ\text{C}$  for hot water meter

Working pressure:  $\leq 1.6\text{Mpa}$

# Model: LXLN-50E-300E



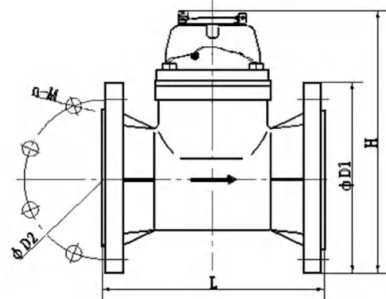
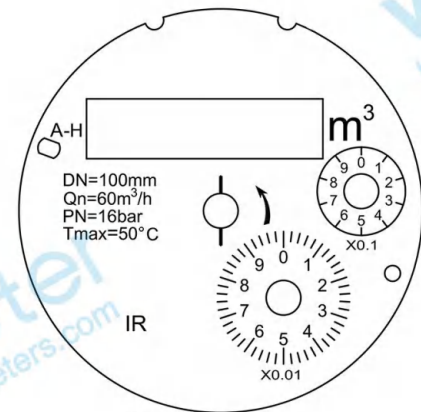
Code	Description	Material	QTY
1	Screw M5×45 For Sealing	Stainless Steel	1
2	Screw M5×45	Stainless Steel	1
3	Cover With Lid	Assembly	1
4	Sealed Register	Assembly	1
5	Fixing pin	Brass	1
6	Retainer Ring	ABS	1
7	Screw	Brass	4
8	Pin	Stainless Steel	1
9	Support	ABS	1
10	Bolt For Sealing	Stainless Steel	2
11	Bolt M12×35	Stainless Steel	2
12	Gasket	Stainless Steel	4
13	Adjusting Nut	Brass	1
14	Flange Plate	Cast Iron	1
15	O-ring	Silicon Rubber	1
16	O-ring	Silicon Rubber	1
17	Bush For Adjustment	Brass	1
18	Upper Bearing Plate	Brass	1
19	Screw	Brass	4
20	Lower Central Gear	Component	1
21	Cover Plate	MPPO	1
22	O-ring For Adjustment	Rubber	2
23	Transmission Gear	Assembly	1
24	Adjusting Lever	Brass	1
25	Turbine	Component	1
26	Adjusting Plate	MPPO	1
27	Bush with Agate	Nylon with Graphite	1
28	Measuring Chamber	MPPO	1
29	Fixing Screw	Brass	3
30	O-ring	Rubber	1
31	Body	Cast Iron	1



## Dimensions and Weight:

Size	L Length	H Height	Connecting Flange		
			Outside Diameter D1	Bolt Circle D2	Connecting Bolt
50	200	253	165	125	4-M16
65	200	268	185	145	4-M16
80	225	284	200	160	8-M16
100	250	295	220	180	8-M16
125	250	310	250	210	8-M16
150	300	339	285	240	8-M20
200	350	382	340	295	8-M20(1.0MPa)
					12-M20(1.6MPa)
250	400	433	395	350	12-M20(1.0MPa)
	450	438	405	355	12-M24(1.6MPa)
300	450	483	445	400	12-M20(1.0MPa)
	500	488	460	410	12-M24(1.6MPa)

**NOTE:** The flange dimension conforms to ISO7005-2:1988 standard. Order for products of special requirements is also accepted.



**wellmeter**

Ningbo Well Energy Technology Co.,Ltd  
<https://www.well-meters.com>  
 sales@well-meters.com  
 +86-574-63702808

**Model: LXSG-50E**

## Multi Jet Water Meter

### Feature:

- Multi jet, Dry-dial
- Material body: Gray cast iron / Ductile cast iron
- Size: DN50mm, (2")
- Available for cold water (50°C), hot water (90°C)
- Accuracy: Class B



### Main Technical Data:

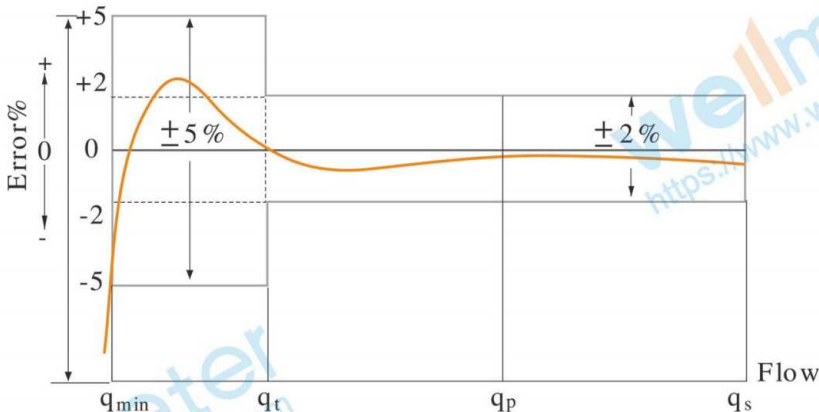
According to ISO4064 (GB/T778.1-1996) Standard

Size		Class	Qs	Qp	Qt	Qmin	Min reading	Max reading
DN(mm)	Inch		Overload flow	Nominal flow	Transitional flow	Min flow		
		m <sup>3</sup> /h			L/h		m <sup>3</sup>	
50	2"	A	30	15	1500	600	0.001	99999
		B			1200	300		

### INDICATING ERROR

At low zone is  $\pm 5\%$  from minimum flow rate ( $q_{min}$ ) to transitional flow rate ( $q_t$ ) exclusive boundary

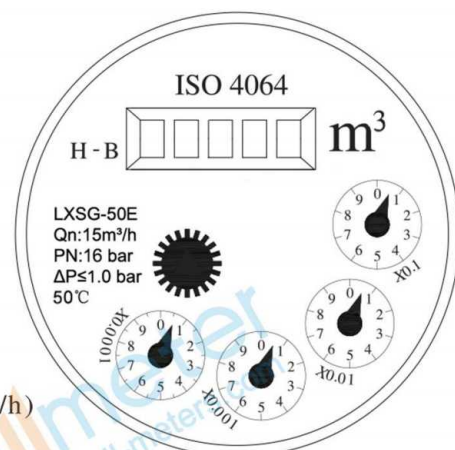
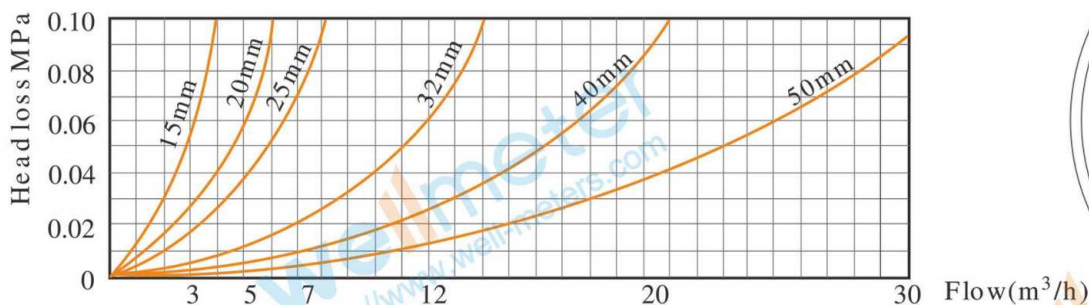
At high zone is  $\pm 2\%$  from transitional flow rate ( $q_t$ ) to overload flow rate ( $q_s$ )





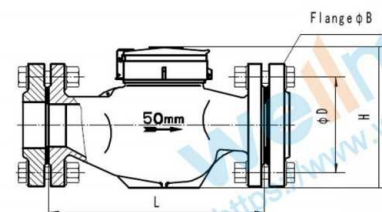
Model: LXSG-50E

### Head Loss Curve:



### Dimensions and Weight:

Meter size Dia DN	Length	Width	Height	Connecting Thread D	Weight Kg
(mm)	mm				
50	280	165	175	FLANGE CONNECTING CONFORM TO GB4216.4 D=165 D1=125	14



### WORKING CONDITION:

Water temperature: ≤50°C for cold water meter

Water temperature: ≤90°C for hot water meter

Working pressure: ≤1.6Mpa

**wellmeter**

Ningbo Well Energy Technology Co.,Ltd

<https://www.well-meters.com>

[sales@well-meters.com](mailto:sales@well-meters.com)

+86-574-63702808