

Model: LXLC-50E1-200E1

Woltman Water Meter

Feature:

- Woltman type, Dry-dial
- Material body: Gray cast iron / Ductile cast iron
- Size: DN50 to DN200mm, (2" – 8")
- Available for cold water (50°C), hot water (90°C)
- Accuracy: Class B standard



Main Technical Data:

According to ISO4064 (GB/T778.1-1996) Standard

Size		Class	Qs	Qp	Qt	Qmin	Min reading	Max reading
DN(mm)	Inch		Overload flow	Nominal flow	Transitional flow	Min flow		
		m ³ /h					m ³	
50	2"	B	30	15	3	0.45	0.01	999999
65	2.5"	B	50	25	5	0.75	0.01	999999
80	3"	B	80	40	8	1.2	0.01	999999
100	4"	B	120	60	12	1.8	0.01	999999
125	5"	B	200	100	20	3	0.01	999999
150	6"	B	300	150	30	4.5	0.01	999999
200	8"	B	500	250	50	7.5	0.01	999999

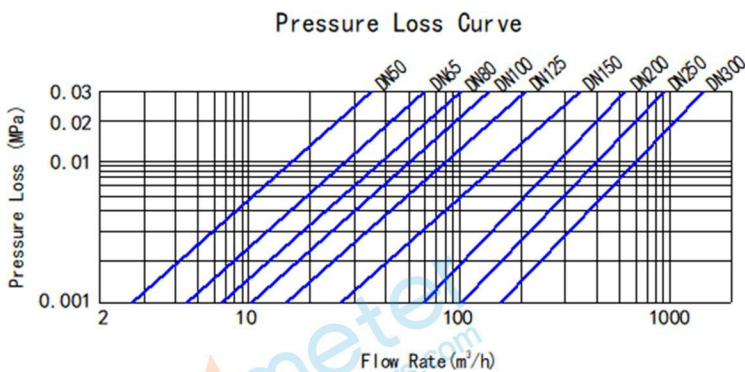
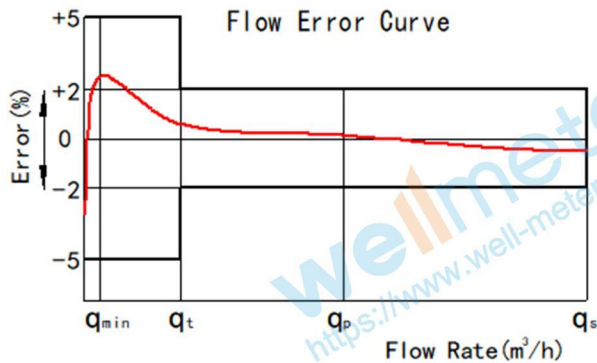
INDICATING ERROR

At low zone is $\pm 5\%$ from minimum flow rate (q_{min}) to transitional flow rate (q_t) exclusive boundary
 At high zone is $\pm 2\%$ from transitional flow rate (q_t) to overload flow rate (q_s)

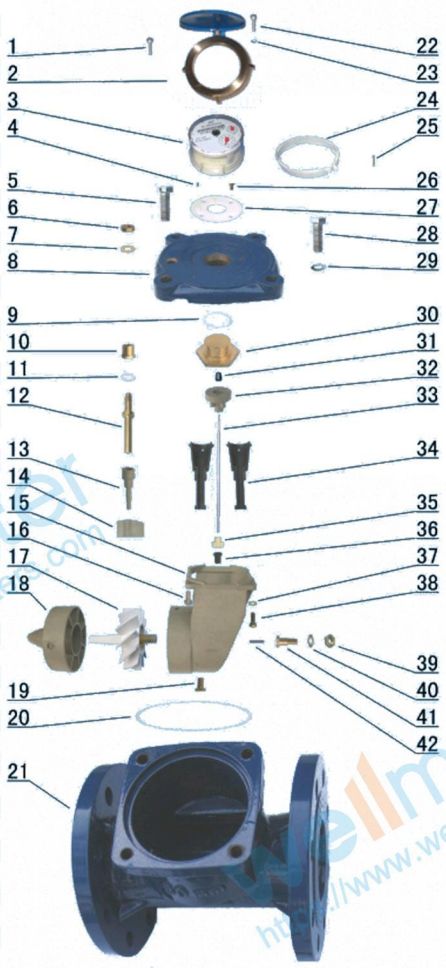
WORKING CONDITION:

Water temperature: $\leq 50^\circ\text{C}$ for cold water meter
 Water temperature: $\leq 90^\circ\text{C}$ for hot water meter
 Working pressure: $\leq 1.6\text{Mpa}$

Model: LXLC-50E1-200E1

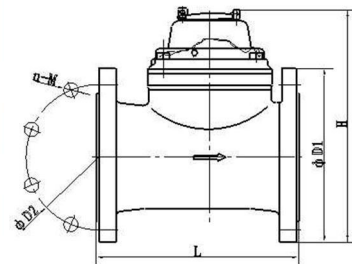


Code	Description	Material	QTY
1	Screw For Sealing	Stainless Steel	2
2	Cover With Lid	Assembly	1
3	Sealed Register	Assembly	1
4	Position Pin	Stainless Steel	1
5	Lead Seal Bolt	Stainless Steel	2
6	Adjusting Nut	Brass	1
7	Gasket	Brass	1
8	Flange Cover	GGG40 ductile Iron	1
9	O-ring	Silicon Rubber	1
10	Bush	Brass	1
11	Gasket	Synthetic Rubber	1
12	Adjusting Lever	Brass	1
13	Connecting Lever	MPPO	1
14	Adjusting Plate	MPPO	1
15	Support	MPPO	1
16	Bolt	Brass	1
17	Turbine Component	Assembly	1
18	Rectifier	MPPO	1
19	Screw	Brass	1
20	O-ring	Synthetic Rubber	1
21	Body	GGG40 ductile Iron	1
22	Screw M4×20	Stainless Steel	2
23	Gasket	Stainless Steel	3
24	Retainer	ABS	1
25	Fixing pin	Brass	1
26	Screw	Brass	4
27	Support	ABS	1
28	Bolt M12×35	Stainless Steel	2
29	Gasket	Stainless Steel	4
30	Upper Bearing Plate	Brass	1
31	Upper Bearing	Nylon With Graphite	1
32	Magnet Component	Component	1
33	Transmission Shaft	Stainless Steel	1
34	Sheath	MPPO	2
35	Bevel Gear	Nylon	1
36	Lower Bearing	Nylon With Graphite	1
37	Gasket	Brass	4
38	Screw	Brass	3
39	Nut	Brass	1
40	Gasket	Brass	1
41	Turbine Shaft Hold	Brass	1
42	Turbine Shaft	Tungsten Steel	1



Dimensions and Weight:

Meter size	L	B	H	Connecting Thread			Weight
Dia DN	Length	Width	Height	D	Bolt Circle Dia D1	Conncting Bolt	KG
(mm)	mm						
50	200	175	250	165	125	4×M16	12
65	200	185	255	185	145	4×M16	13
80	225	200	265	200	160	8×M16	15
100	250	220	275	220	180	8×M16	19
125	250	245	285	245	210	8×M16	22
150	300	285	375	285	240	8×M20	47
200	350	345	400	340	295	8×M20	48



NOTE: The flange dimension conforms to ISO7005-2:1988 standard.
Order for products of special requirements is also accepted.

wellmeter

Ningbo Well Energy Technology Co.,Ltd
<https://www.well-meters.com>
sales@well-meters.com
 +86-574-63702808